

La Crosse County Health Department TAP Application for Safe Routes to School Non-Infrastructure

Attachments 1 – 4

Attachment 1 – School Demographics.....	pages 2 - 4
Attachment 2 – Budget Estimates and AMSO Plan.....	page 5 - 6
Attachment 3 – Project Narrative.....	pages 7 - 9
Attachment 4 – Local Resolution.....	page 10

La Crosse County --School Demographics Attachment 1

School	Popul ation	Grade of School (with PreK)	Estimated # of students who walk	Estimated # of students who bike	Distance eligibility for riding a bus	# of students not eligible for busing	# of students eligible for hazard busing	% of students living within 1 mile	% of students living within 2 miles	% eligible for free/ reduced meals
1. Evergreen Elem*	329	K-5	Unknown	Unknown	N/A	20	160	32%	47%	27%
2. Prairie View Elem*	468	PK-5	Unknown	Unknown	N/A	33	99	9%	19%	18%
3. Sand Lake Elem*	369	K-5	Unknown	Unknown	N/A	40	97	11%	29%	27%
4. Viking Elem*	382	PK-5	Unknown	Unknown	N/A	83	107	26%	43%	26%
5. Holmen Middle*	886	6-8	Unknown	Unknown	N/A	16	332	16%	24%	27%
6. Holmen High*	1236	9-12	Unknown	Unknown	N/A	88	379	10%	28%	25%
7. West Salem Schools	2097	Early Childhood -12	393	Unknown	2 miles	752	450	35%	16%	25%
8. Bangor Schools	650	4K-12	Unknown	Unknown	3 blocks for K, 1/3 mile for grades 1-4, 1/2 mile for 5 and up	50	90%	25%	35%	32%
9. Northside Elem/Coulee Montessori	273	PK-5	100	30	2 miles	200	5	90%	10%	50%
10. Hamilton/SOTA I Elem	174	PK-5	140	10	2 miles	Unknown	Unknown	70%	85%	80%
11. State Road Elem	305	PK-5	35	25	2 miles	175	25	80%	20%	44%
12. Longfellow Middle /Design Institute	492	6-8	125	20	2 miles	100	10	85%	15%	48%
13. Logan Middle	383	6-8	100	50	2 miles	175	15	85%	15%	65%
14. Hintgen Elem	268	PK-5	15	20	2 miles	50-75	20	70%	30%	50%
15. Summit Elem	303	PK-5	10	5	2 miles	0	303	Unknown	Unknown	55%
16. Spence Elementary	358	K-5	80	40	2 miles	150	50	85%	30%	75%
17. Emerson Elem	321	PK-5	100	20	2 miles	30	10	75%	25%	36%
18. North Woods Elem	352	K-5	10	10	2 miles	20	20	15%	60%	25%
19. Southern Bluffs Elem	295	PK-5	12	8	2 miles	20	10	20%	80%	50%
School	Popul ation	Grades of School	Estimated # of	Estimated # of	Distance eligibility	# of students	# of students	% of students	% of students	% eligible

		(without PreK)	students who walk	students who bike	for riding a bus	not eligible for busing	eligible for hazard busing	living with 1 mile	living within 2 miles	for free/reduced meals
20. La Crosse Polytech Middle and High	115	6-12	15	10	2 miles	10	5	70%	20%	50%
21. Central High	1026	9-12	20	20	2 miles	200	20	85%	20%	30%
22. Logan High	756	9-12	60	35	2 miles	150	20	85%	15%	51%
23. Northern Hills Elem	500	PK-5	150	50	2 miles	> 400	Unknown	Unknown	Unknown	49%
24. Irving Pertzsch Elem	400	4K-5	250	50	2 miles	300	100	75%	25%	42%
25. Eagle Bluff Elem	480	PK-5	10	10	2 miles	0	480	20%	60%	21%
26. Onalaska Middle**	673	6-8	Unknown	Unknown	2 miles	46	36	9	73	25%
27. Onalaska High**	940	9-12	Unknown	Unknown	2 miles	69	35	5	68	22%
28. Cathedral Elem	168	PK-2	Unknown	Unknown	Unknown	Unknown	Unknown	Unknown	Unknown	Unknown
29. Mt. Calvary-Grace	72	PK-8	12	6	2 miles	36	0	25%	50%	10%
30. Aquinas Middle and High	550	7-12	15	10	N/A	N/A	N/A	25%	35%	10%
31. Blessed Sacrament	175	3-6	Unknown	Unknown	Unknown	Unknown	Unknown	Unknown	Unknown	Unknown
32. 1 st Evangelical Lutheran	158	K-8	10	4	3 miles	155	0	30%	50%	3%
33. Immanuel Lutheran	75	3K-8	10	2	Unknown	45	0	25%	80%	20%
34. Providence Academy	95	PK-12	Unknown	Unknown	Unknown	Unknown	Unknown	Unknown	Unknown	Unknown
35. St. Paul's Onalaska	187	PK-8	Unknown	Unknown	Unknown	Unknown	Unknown	Unknown	Unknown	Unknown
36. St. Patrick's Onalaska	149	PK-6	Unknown	Unknown	Unknown	Unknown	Unknown	Unknown	Unknown	Unknown
37. Christ St. Johns	123	PK-8	Unknown	Unknown	Unknown	Unknown	Unknown	Unknown	Unknown	Unknown
38. Coulee Region Christian	185	3K-12	12	3	1 mile	Unknown	Unknown	Unknown	Unknown	15%
39. St. Paul's Bangor	29	PK-8	Unknown	Unknown	Unknown	Unknown	Unknown	Unknown	Unknown	Unknown
40. Luther High	227	9-12	Unknown	Unknown	Unknown	Unknown	Unknown	Unknown	Unknown	Unknown

1. **Does the school have any policies related to walking or biking?** Safe Routes to School language has been incorporated into all school district wellness policies with the exception of the School District of Bangor and the School District of Holmen. Holmen has a dedicated website page that lists their Safe Routes to School policies for each school within the district. Schools participating in the Safe Routes to School mini-grant program are encouraged to include and/or update walking and biking information along with Walking School Bus information in parent/student handbooks.

Notes:

2. Safe Routes to School activities target Kindergarten-8th grade schools, but some demographic information may include Pre-K.

3. When possible, walk/bike estimates are reported using Classroom Travel Surveys. If surveys are not available, schools/district are asked for estimates.
4. When school population totals and Free and Reduce percentages were not provided, www.NCES.ed.gov was used to obtain the information.
5. Safe Routes to School staff will work with schools to collect missing or unknown data once the school enlists in the Safe Routes to School program.
6. *Holmen school district does not have a set distance for bus eligibility currently. Many of their schools walk to schools' walk to school zones are shaped by UHT Zones instead (i.e. highways).
7. **Onalaska only tracks transportation data for students who apply for transportation. The data provided in the table above for Onalaska Middle and High schools is not representative of the total student population.

Attachment 2 - Budget

La Crosse County-Health Department Safe Routes to School Non-Infrastructure Cost Estimate Detail			
(Year 1)	Cost	(Year 2)	Cost
SRTS Coordinator/Management/Staff		SRTS Coordinator/Management/Staff	
SRTS Coordinator Salary & Fringe (1.0 FTE 40 hr work-week)	\$69,761	SRTS Coordinator Salary & Fringe (1.0 FTE 40 hr work-week)	\$72,551
SRTS Coordinator Salary & Fringe (1.0 FTE 40 hr work-week)	\$93,327	SRTS Coordinator Salary & Fringe (1.0 FTE 40 hr work-week)	\$97,060
Section Manager Salary & Fringe (.15 FTE 40 hr work-week)	\$18,745	Section Manager Salary & Fringe (.15 FTE 40 hr work-week)	\$19,495
AMSO (Agency Management Support & Overhead) <i>plan included \$16,304 per FTE</i>	\$35,054	AMSO (Agency Management Support & Overhead) <i>plan included \$16,304 per FTE</i>	\$35,054
National SRTS Conference and other training fees	\$4,000	National SRTS Conference and other training fees	\$400
Engagement		Engagement	
Planning for High School program implementation (focus groups, surveys, etc.)	\$600		
Encouragement		Encouragement	
SRTS Mini-Grants (up to 15 schools with a flexible funding limit based on school participation)	\$10,500	SRTS Mini-Grants (up to 15 schools with a flexible funding limit based on school participation)	\$10,500
Supplies for the WSB kits	\$500	Supplies for the WSB kits	\$500
Winter and International Walk to School Days	\$1,500	Winter and International Walk to School Days	\$1,500
Monthly WSB Challenges (8 challenges w/ \$50 prizes each)	\$400	Monthly WSB Challenges	\$400
Promotional Materials (posters, WSB cards, flyers, etc.)	\$1,500	Promotional Materials (posters, WSB cards, flyers, etc.)	\$1,500
Bike locks	\$1,000	Bike locks	\$1,000
Event Incentives	\$2,000	Event Incentives	\$2,000
Library program (promotional materials, tickets/punch cards, etc.)	\$500	Library program (promotional materials, tickets/punch cards, etc.)	\$500
		Encouragement activities for the high school (pilot)	\$2,000
Education		Education	
Bike rodeo supplies (including adaptive equipment)	\$3,000	Bike rodeo supplies (including adaptive equipment)	\$3,000
Event Supplies (helmets, bike lights, eggs, jello, etc.)	\$2,000	Event Supplies (helmets, bike lights, eggs, jello, etc.)	\$2,000
Slide Into Safety	\$200	Slide Into Safety	\$200
Library program (books, educational activities, etc.)	\$1,500	Library program (books, educational activities, etc.)	\$1,500
Special Event/Assembly	\$3,000	Special Event/Assembly	\$1,000
		Education activities for the high school (pilot)	\$1,000
Evaluation		Evaluation	
Parent/classroom surveys	\$500	Parent/classroom surveys	\$500
SFY Y1 20% Local Share		SFY Y2 20% Local Share	
	\$49,917		\$50,732
SFY Y1 80% Federal Share		SFY Y2 80% Federal Share	
	\$199,669		\$202,928
SFY Y1 Total		SFY Y2 Total	
	\$249,587		\$253,660
Total Amount Requested (SFY1 + SFY2)			\$503,247



2024 Agency Management Support & Overhead/Indirect Cost Plan

In order to accurately account for all department costs, LCHD developed an overhead/indirect cost plan, *now called AMSO*, to further capture the costs of administering the department operations. Included within this plan, are the costs to staff LCHD's Administration/Operations section, in addition to the costs associated with being an employee of the LCHD. Costs are calculated using actual expenses as they occur each month, by dividing the total monthly administrative overhead (wages and ops) costs, by the calculated actual # of FTEs worked for that month, arriving at the monthly AMSO cost per FTE. Each employee's monthly AMSO cost is then allocated to each program worked, as reported within LCHD's monthly time reporting application called Health Time Tracker. Below is a list of the budgeted administrative, operating, and shared costs for 2023 included within LCHD's AMSO plan.

Expense/Detail	2024
Wages Overhead	
Reception/Admin (2.0 FTE)	98,732
Health Director (1.0 FTE)	153,913
Fiscal (2.0 FTE)	166,801
Office Supervisor (1.0 FTE)	111,148
Epidemiologist (1.0 FTE)	97,327
Operations Overhead	
Accreditation	8,400
Printing	8,600
Postage	7,000
Advertising/Promo from Admin (Comms)	500
Computer Equipment	-
Memberships (Dept Wide)	3,000
Interpreting (Not direct charged)	500
Cell Phones & Mifi's	20,500
VOIP	6,776
BYOD	1,250
Software Licenses	21,635
Office Supplies	2,866
PPE for all staff	-
Office Equipment	3,500
Mileage-Travel for LT/Admin Staff	2,200
Employee Rec (13 per FTE)	727
External Audit	1,068
Liability Insurance	36,512
Workers Comp/Unemployment	20,000

Total Overhead Wages/Operations	772,955	
2022 Proposed FTE	54.4	
Admin/OPS FTE	(7.0)	
FTE to Calculate AMSO	47.4	
Health AMSO per FTE	16,304	\$ 7.84 Rate per Hour


Attachment 3 - Narrative

1. La Crosse County Health Department (LCHD) staff have collaborated with schools, municipalities, community members, and agencies to implement a county-wide non-infrastructure SRTS program since 2007. The project application funds will be used to continue/expand the La Crosse County SRTS program, using the 6 E's Framework: **Equity** is an overarching focus for all SRTS activities to ensure individuals of all demographics and identities benefit from the program. Staff will work with partners to assess the need for adaptable materials/resources, helmets, bike locks, scooters, & other opportunities to reduce barriers & make SRTS activities more accessible. **Engagement-** La Crosse County elementary and middle schools are invited to participate in the SRTS mini grant program. Future SRTS funds will be used to expand SRTS to high school students. Staff will distribute surveys and host focus groups to spark interest and encourage engagement of high school students. Staff will continue to sit on various committees to bring up infrastructure concerns around schools that are brought forward by community members. **Encouragement-** Staff will continue to work with partners to identify ways to generate enthusiasm for SRTS activities. For the mini grant program, schools contract with the LCHD and designate a school liaison. Staff and liaisons promote SRTS activities, implement a supervised Walking School Bus (WSB)/bike rides to school, & coordinate educational opportunities for students. Additionally, schools that may or may not be part of the mini grant program are encouraged to participate in SRTS activities such as Internal Walk to School Day, Walk/Wheel to School Challenges & Winter Walk to School Day. Modest incentives are offered to encourage participation. **Education-** Staff collaborate with schools, libraries, Safe Kids Coalition, & community groups to provide bike/ped education through bike rodeos, WSB, & helmet safety presentations. Staff will conduct research to determine future walk/bike & driving education opportunities that will be implemented in high schools as a pilot program. **Evaluation-** Parent/student surveys are collected to help staff track program impact & identify areas of concern. School participation & coordinator activities are reported monthly. Surveys, school reports and participant feedback are used to assess & improve SRTS activities. **Engineering-** Staff

& schools evaluate & identify physical barriers to walking/biking & advocate for communities to make improvements. 2. This proposal will build upon current SRTS activities. Staff partner with communities/schools to implement SRTS plans. For example, staff worked with the City of La Crosse on updating their 2020 SRTS Plan. Likewise, staff co-lead Village of Holmen's SRTS Taskforce guiding implementation of their SRTS Plan. LCHD's mission is to collaboratively promote a healthy community for all people. Complete Streets legislations are enacted by the County, LAPC, Onalaska, Holmen, & West Salem, thus all support active transportation. *Vision Zero* & other plans demonstrate support for active transportation (see pages A-7 & A-8). As plan updates occur, staff continue to advocate for the inclusion of SRTS. The National Center for SRTS Surveys are utilized to collect concerns, student travel habits, & assist schools with audits as needed. Audits are part of SRTS plan development, combined with crash statistics, school demographics, & parent/student concerns. According to WI Community Maps, from 2019-2022 there were 124 crashes involving pedestrians and 85 crashes involving bicycles in La Crosse County. LCHD staff have successfully advocated, planned, & implemented SRTS activities for 16 years. Activities and budgets are reviewed regularly to prioritize timeliness. Staff actively research local/national SRTS programs, survey schools/students/families, host focus groups & participate in committee meetings. COVID-19 impacted progress by limiting programs from spring '20 - spring '22. Staff adapted activities in collaboration with funders to continue programs. This TAP funding is imperative to revive the program & expand partnerships. Implementation of the new/expanded activities detailed in this narrative & the implementation of funds will begin in 2027. ***Commitment to multimodal***

The LCHD has a long history of broad community support for alternative modes of transportation, as demonstrated in its inclusion & participation in local/regional transportation plans and various committees. LCHD leaders & staff participate in City of La Crosse Bicycle/Pedestrian Advisory Committee, Village of Holmen SRTS Taskforce, County Highway Safety Commission, & LAPC standing committees. Staff collaborate with the County Highway Commissioner, local governments' engineers & planners, school officials, and others to address county-wide SRTS concerns and identify bike/ped accommodations on projects. 4. School policies that implement WSB's greatly enhance active

transportation. Local student travel surveys show increases in walking on WSB days. Safety problems are addressed when schools & coordinators advocate for infrastructure improvements, engage with law enforcement, & educate youth on safe walking/biking. Typical concerns are traffic volume & speed, distance, & safety of intersections/crossings. This funding will help address concerns by identifying safer alternative routes on low speed/volume streets with sidewalks, convenient WSB drop-off points for families who live further, & routes with crosswalks & crossing guards. As communities work to improve SRTS networks, bussing & car transportation may be reduced to positively impact our health & environment. Communities will experience the benefits of SRTS participation, as students become more confident in their ability to walk/bike safely. Law enforcement is supportive & participate in SRTS activities. Additional ways law enforcement can be actively involved in SRTS is being explored through focus groups & partner meetings. **5. Environmental benefits** include reduced vehicle emissions, improving air quality & **livability**. Livability is further enhanced from added opportunities for student social connections & healthy activities. **Economic Justice-** Staff work with schools/community groups to provide bike helmets/locks & education at no charge. SRTS offers scooters & other accommodations for students without a bike. SRTS improvements **benefit public health** at its core, addressing safety concerns with reduced bike/ped accidents, encouraging spending time outdoors, & increasing physical activity opportunities for students. **Historical preservation benefits** include the opportunity to maintain neighborhoods by reducing the need to build additional roadways. **Economic Development benefits** include a reduced cost of transporting children to/from school. **Improved Safety benefits** occur with safe infrastructure improvements and increased preference for biking and walking to school. WSB/bike trains allow students to travel in supervised groups and learn ways to safely navigate their community.

	ITEM # 10-8	HEALTH AND HUMAN SERVICES COMMITTEE ACTION
	BOARD ACTION Adopted: <input checked="" type="checkbox"/> For: <u>24</u> Against: <u>0</u> Abstain: <u>0</u> Abs/Excd: <u>6</u> Vote Req: <u>-</u> Other Action: <u>-</u>	Adopted: <input checked="" type="checkbox"/> For: <u>7</u> Against: <u>0</u> Abstain: <u>0</u> Abs/Excd: <u>2 Excd</u>
RESOLUTION # 22-10/23		
TO: HONORABLE MEMBERS OF THE LA CROSSE COUNTY BOARD OF SUPERVISORS		

RE: AUTHORIZING APPLICATION FOR STATE FUNDING FOR THE COUNTY-WIDE SAFE ROUTES TO SCHOOL PROGRAM FOR FISCAL YEARS 2026 THROUGH 2028.

WHEREAS, national youth obesity rates have increased to 42% and adult obesity rates have increased to 37%* and obesity contributes to increased development of chronic disease and lowered life expectancy; and,

WHEREAS, the La Crosse County Safe Routes to School Program increases physical activity among K-8th grade children & families by encouraging safe and active commuting to and from school; and the program is expanding active transportation to and from school with students K-12th grade, and


WHEREAS, the La Crosse County Safe Routes to School Program and partner organizations including public and private school districts and communities, (La Crosse, Onalaska, Holmen, West Salem and Bangor), Gunderson Health System, Urban Connections, the Wisconsin Bike Fed, seven law enforcement agencies and community groups such as the Safe Kids Coalition of the Coulee Region, the Holmen Safe Routes to School Task Force, positively impacted approximately 8,000 students and their families prior to pandemic program interruption; and,

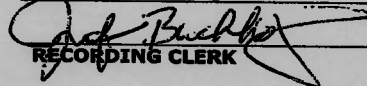
WHEREAS, from 2007 to 2023, approximately \$1,100,000 in grant funding was awarded to La Crosse County from the Wisconsin Department of Transportation's Safe Routes to School grant program for implementation of Safe Routes to School non-infrastructure activities, and

WHEREAS, current grant funding for Safe Routes to School non-infrastructure activities will sustain the program from 2023 through mid 2026 in the amount of \$447,299 through the Wisconsin Department of Transportation's Transportation Alternative Program (TAP), with a required 20% match;

NOW THEREFORE BE IT RESOLVED, that the County Board of Supervisors hereby supports the La Crosse County Transportation Alternatives Program's application for state funding in the amount of \$402,598 (with a required 20% match of \$100,649) for state fiscal years 2026, 2027, and 2028 in order to continue providing this service to schools, children and families in La Crosse County.

FISCAL NOTE: Acceptance of this grant will require a 20% total match of \$100,649 to be levied across the 2026, 2027 and 2028 budgets. The personnel and operating costs related to this ongoing grant are tracked under division 200.300.3583 within the County financial system under the Chronic Disease & Injury Prevention section of the Health Department.

Date: 10/10/23

 COMMITTEE CHAIR

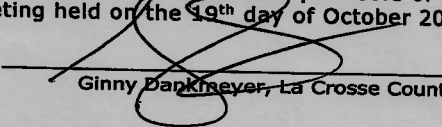
Date: 10 10 23

 RECORDING CLERK

	Reviewed Only	Recommended	Not Recommended	
Co. Admin.	_____	_____	_____	Requested By: Audra Martine Date Requested: October 2, 2023 Drafted By: Corporation Counsel
Fin. Director	_____	_____	_____	
Corp. Counsel	_____	_____	_____	
Board Chair	_____	_____	_____	

Adopted by the La Crosse County Board this 19 Day of October, 2023

*State of Obesity 2023: Better Policies for a Healthier America Report. Trust for America's Health, [Trust for America's Health \(tfah.org\)](http://Trust for America's Health (tfah.org))

STATE OF WISCONSIN
 COUNTY OF LA CROSSE
 I, Ginny Dankmeyer, County Clerk of La Crosse County do hereby certify that this document is a true and correct copy of the original resolution required by law to be in my custody and which the County Board of Supervisors of La Crosse County adopted at a meeting held on the 19th day of October 2023.


 Ginny Dankmeyer, La Crosse County Clerk