

CCS PROGRAM OUTCOMES 2022

Summary of CANS & ANSA Data

2022 Census Summary

Total Served: 753

- New Admissions: 160
- Current Census:
 - Adult: 305
 - Youth: 288

Vendor Network

- 100 contracted agencies
- 900+ rostered contracted staff
- 525 billing staff

Discharges: 176

- Time in Program
 - Average: 3 years
 - Min/Max: 6 months – 17 years
- Successful Completions: 67%
- Unsuccessful: 21%
 - No Contact for 3 mo, Institutional Care
- Neutral: 11%
 - Moved out of area
- Deaths: 4

Child & Adolescent 2022 Data Summary

Needs at Admission

1. Impulse Control (68%) -
2. Social Functioning with Peers (68%) +
3. Family Relationship Conflict (56%) +
4. Anxiety (54%) +
5. Anger Control (52%) +
6. Social Functioning with Adults (49%) +

Ongoing Needs at Review

1. Impulse Control (65%) +
2. Social Functioning with Peers (60%) +
3. Family Relationship Conflict (54%) -
4. Anxiety (47%) +
5. Relations with Current Caregiver (43%) +

Child & Adolescent 2022 Data Summary

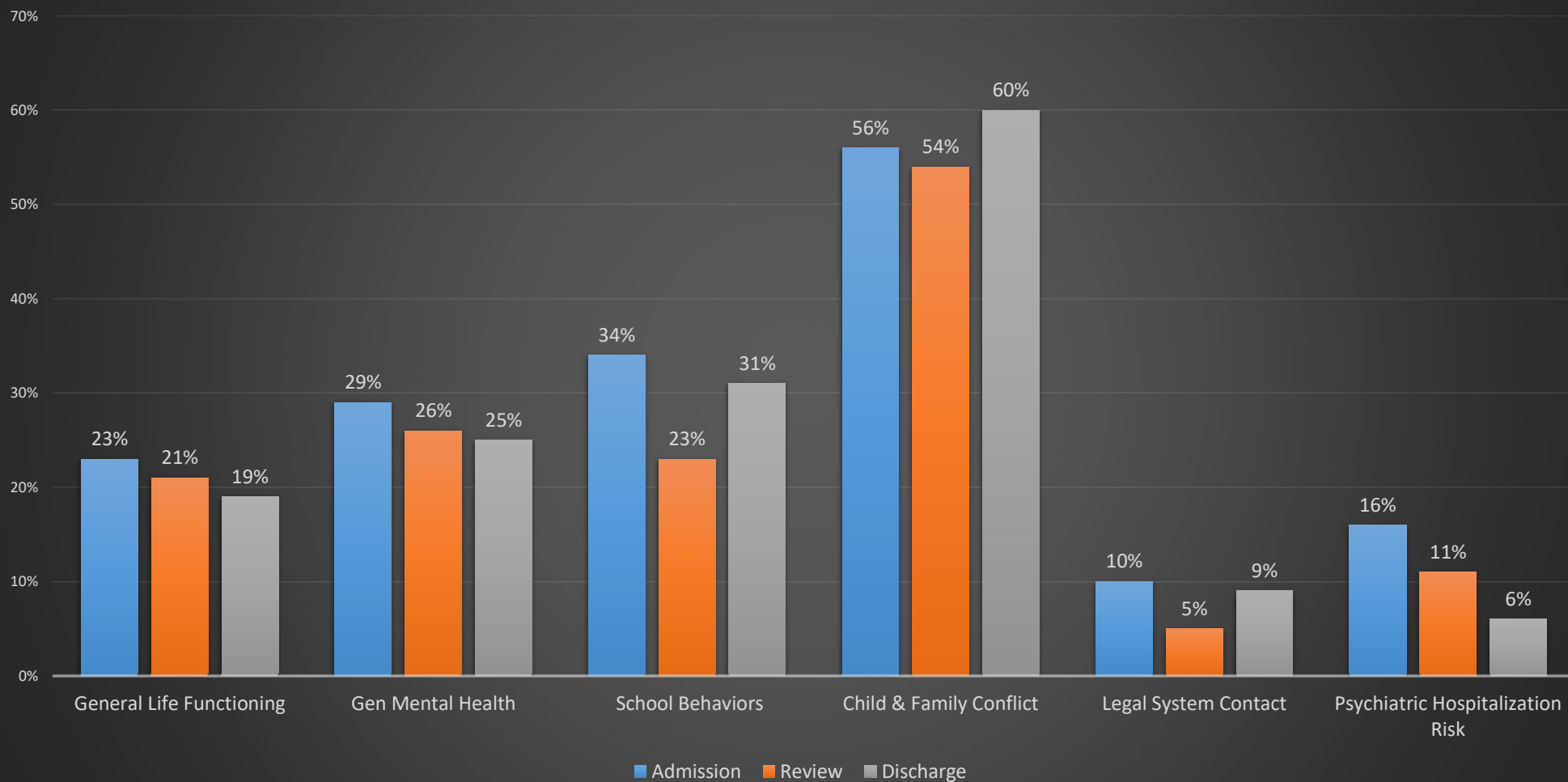
Strengths to Utilize at Admission

1. Extended Family Supports (81%) +
2. Educational System Support (76%)
3. Natural Supports (67%) +
4. Youth Involvement (67%) -
5. Identified Talent or Interest (63%) -

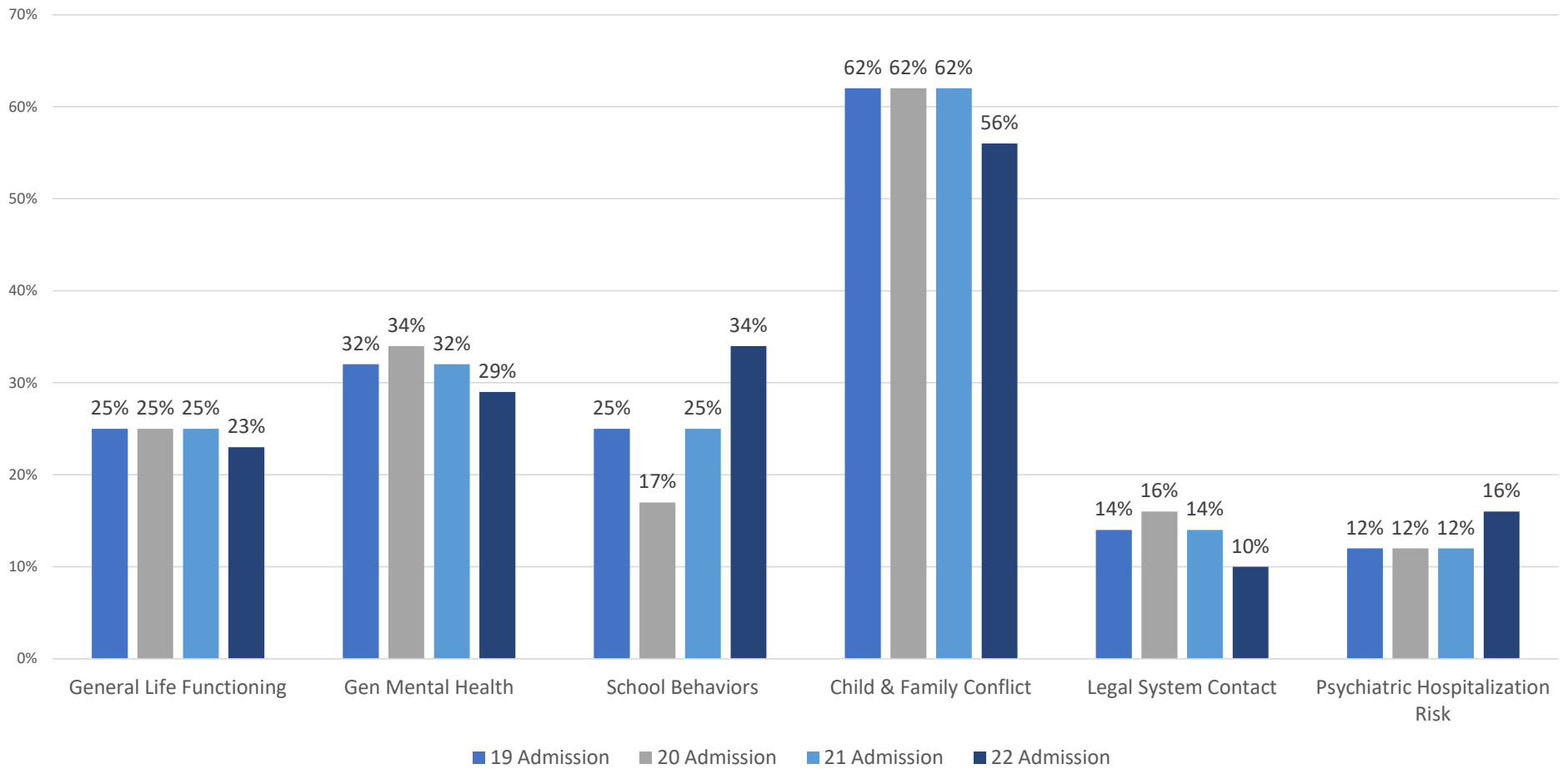
Strengths to Develop from Admission

1. Positive Peer Relationships (27%) -
2. Vocational Skills (30%) -
3. Established Belief System (Spiritual/Religion) (30%) -
4. Decision Making Skills (32%)
5. Optimism (38%) -

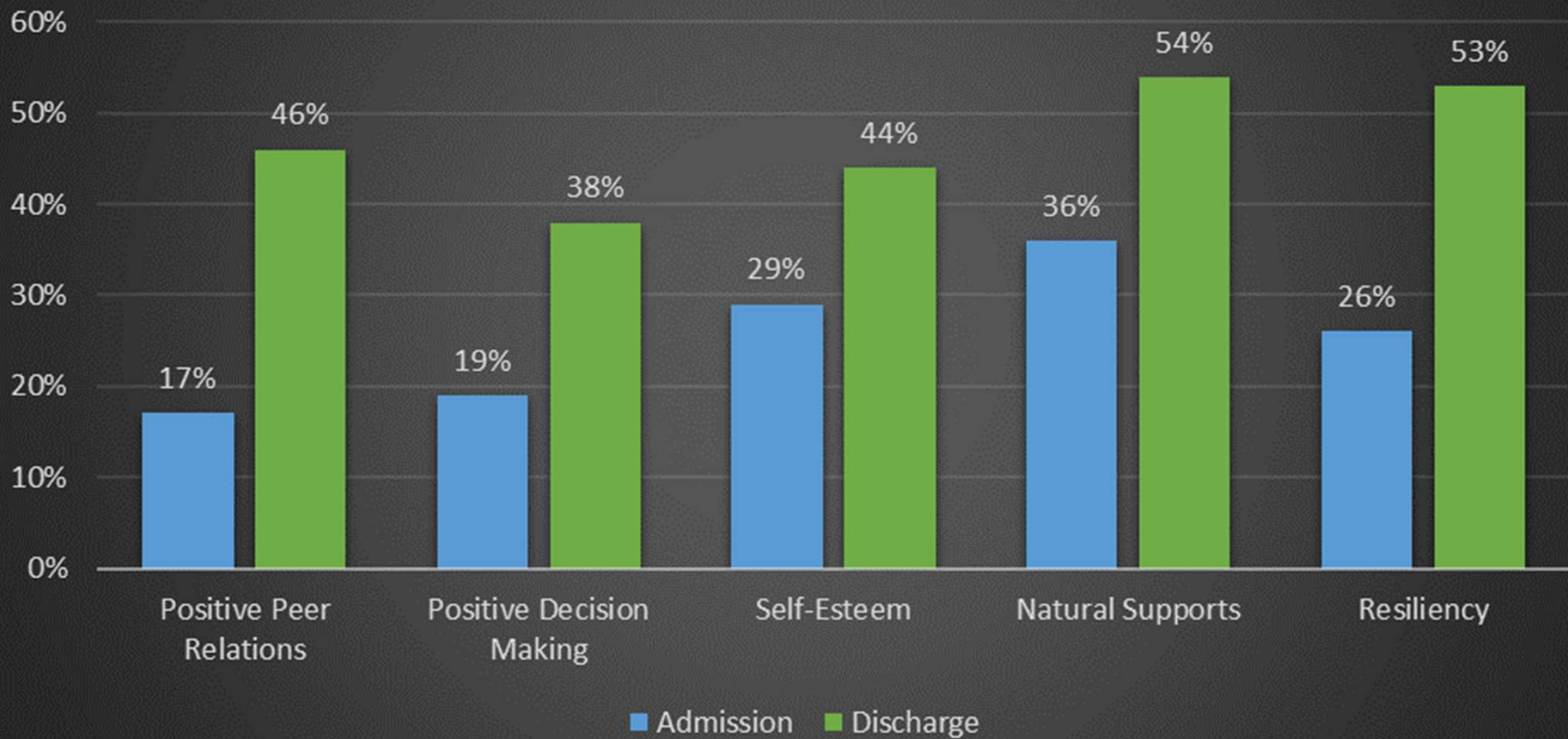
CCS Youth Needs (per CANS) Admission to Discharge (2022)



Youth Trends at Admission (2019-2022)



Youth Strengths Developed (2018-2021)



Caregivers 2022 Data Summary

Needs at Admission

1. Managing Family Stress (38%) +
2. Social Resources & Supports (27%) -
3. Problem Solving (22%) +
4. Managing Own Mental Health (21%) +
5. Adequate Supervision (17%) -

Ongoing Needs at Review

1. Managing Family Stress (42%) +
2. Social Resources & Supports (40%) +
3. Managing Own Mental Health (28%) +
4. Problem Solving Skills (26%) +
5. Adequate Supervision/Childcare (15%)

Adults 2022 Data Summary

Needs at Admission

1. Anxiety (61%) +
 2. Depression (55%) +
 3. Adjustment to Traumatic Event (53%) -
 4. Social Functioning (49%)
 5. Lack of Meaningful Activity (48%) -
- *Substance Use (32%) +

Ongoing Needs at Review

1. Anxiety (61%) +
 2. Depression (52%) -
 3. Social Functioning (47%) +
 4. Lack of Meaningful Activity (45%)
 5. Adjustment to Traumatic Event (42%)
- * Substance Use (17%) -

Adults 2022 Data Summary

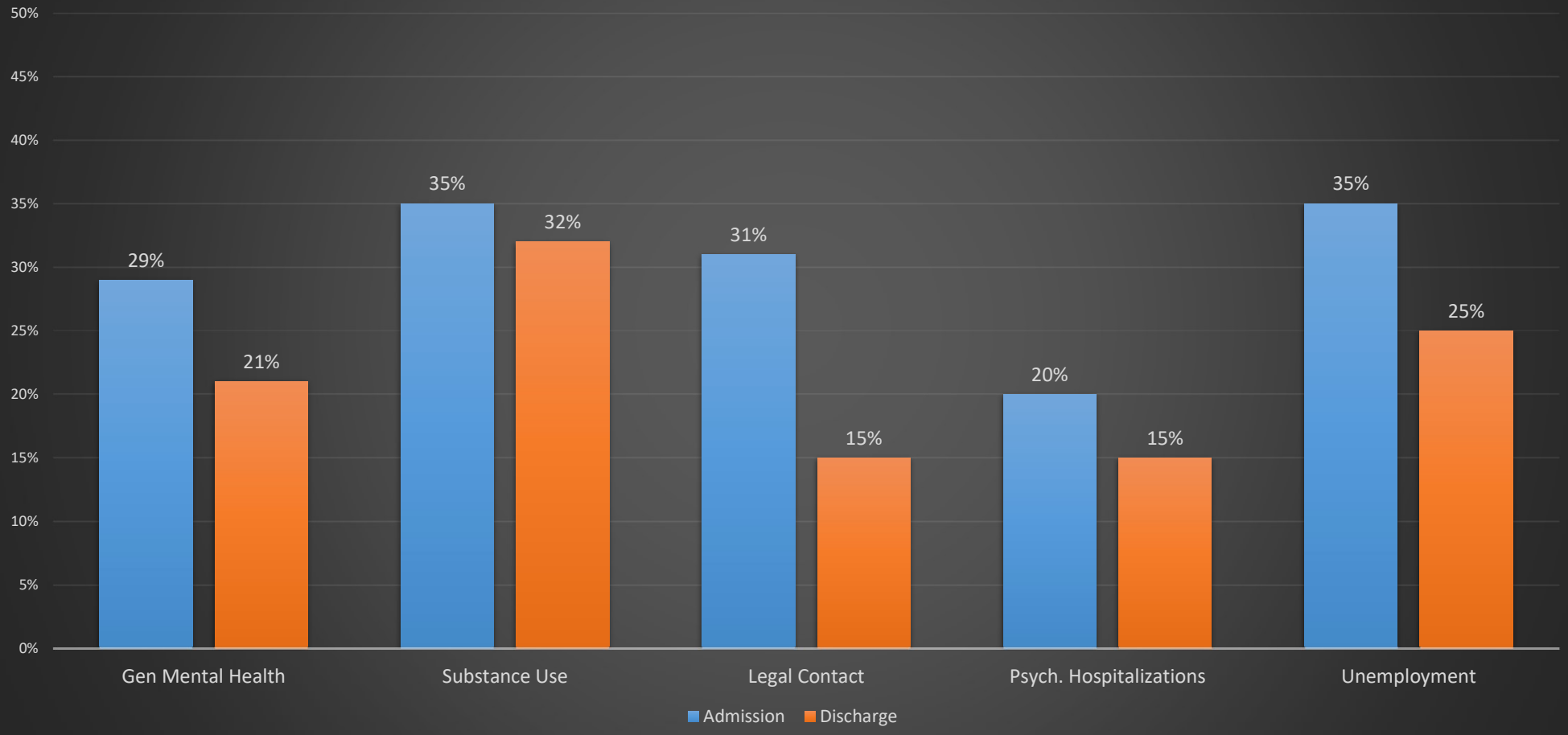
Strengths to Utilize at Admission

1. Resourcefulness (66%) +
2. Resiliency (63%) +
3. Talent/Interest (60%) +
4. Educational Attainment (56%) -
5. Natural Support Network (56%) -

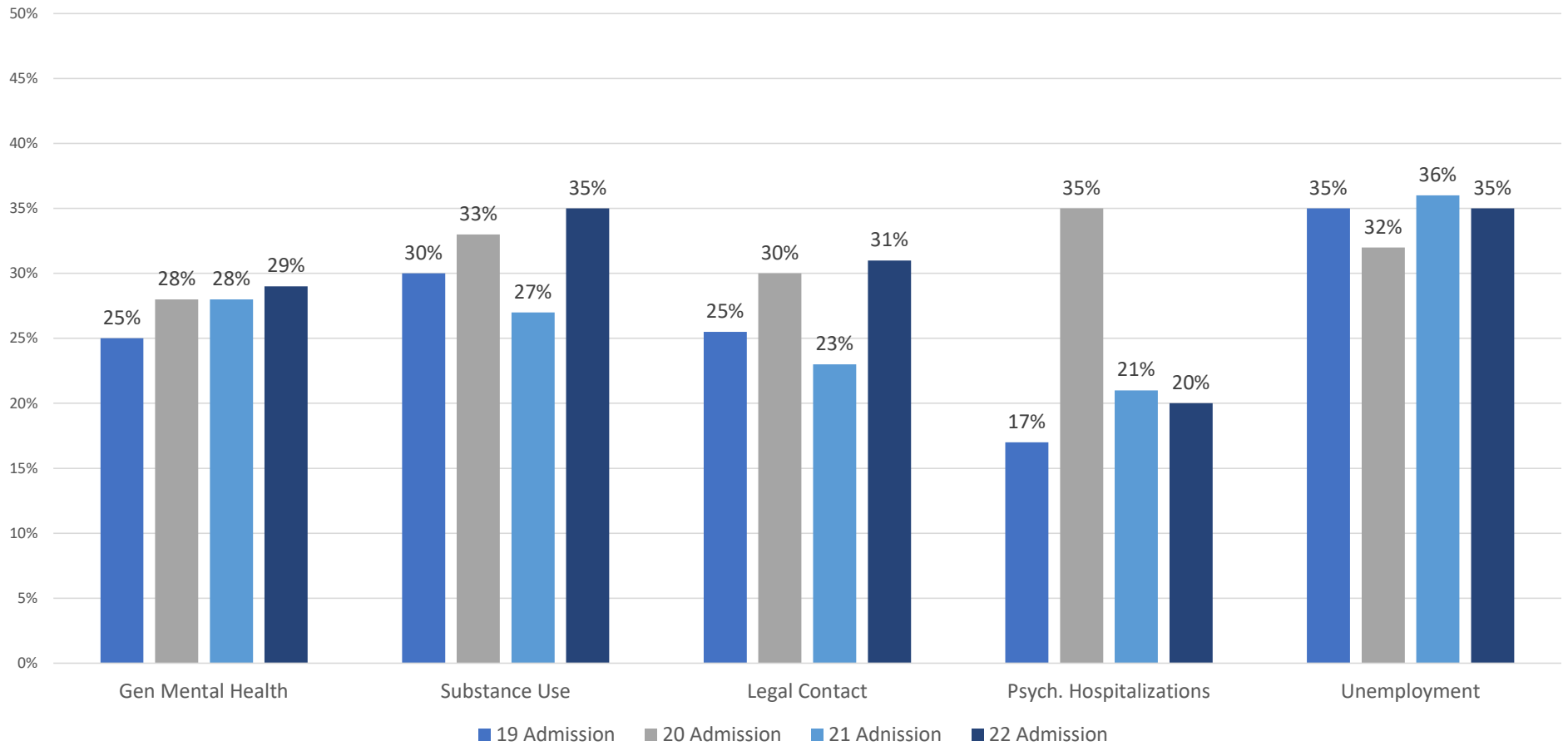
Strengths to Develop from Admission

1. Volunteering (17%) -
2. Job History (39%) +
3. Community Connections (36%) +
4. Spiritual/Religious (41%) +
5. Social Connections (42%) -

CCS Adult Needs (per ANSA) Admission to Discharge (2022)



Adult Trends at Admission (2019-2022)



CCS Adult Strengths Developed (per ANSA) Admission to Discharge (2018-2021)

