



Cancer in La Crosse County

County Population 120,486
Estimated Annual Cases 679
Estimated Annual Deaths 216

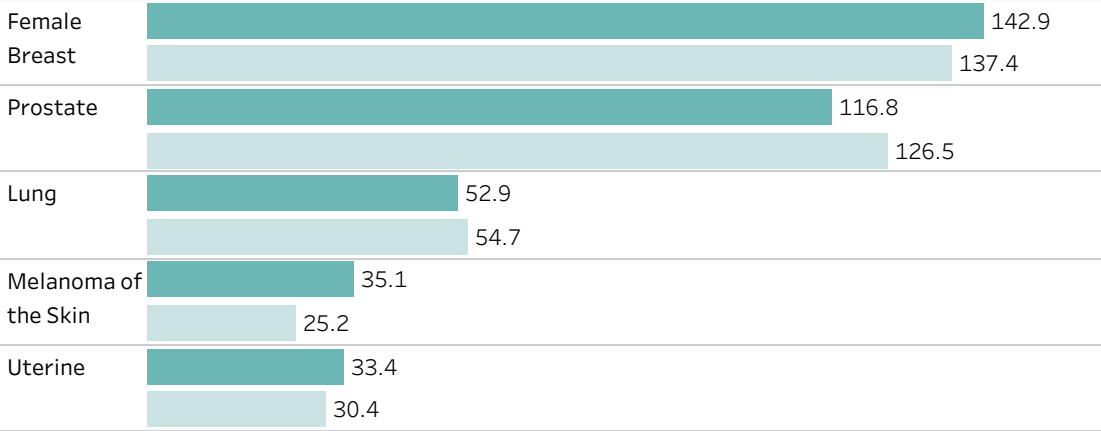


Cancer Sites

Cancer Incidence Rates

County Incidence Rate Wisconsin Incidence Rate

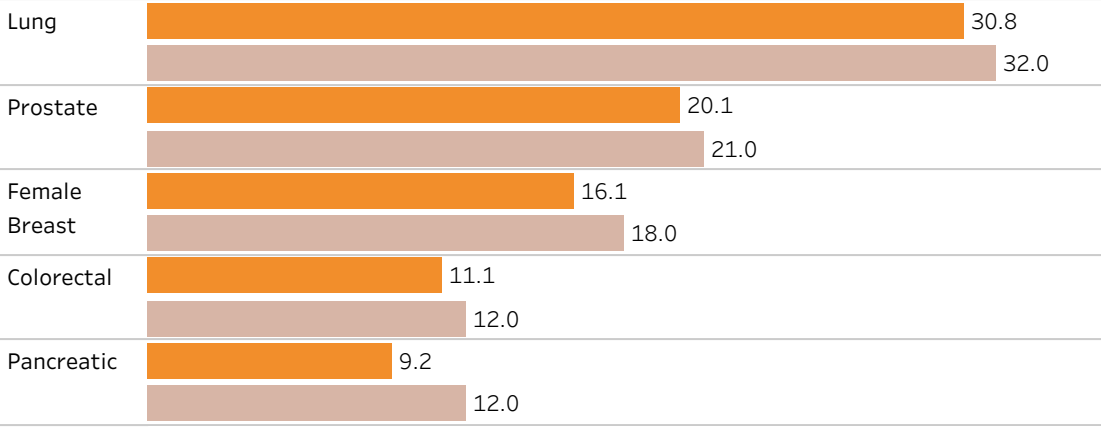
Cancer Diagnoses per 100,000 persons, Age-Adjusted (2018-2022)



Cancer Mortality Rates

County Mortality Rate Wisconsin Mortality Rate

Cancer Deaths per 100,000 persons, Age-Adjusted (2018-2022)



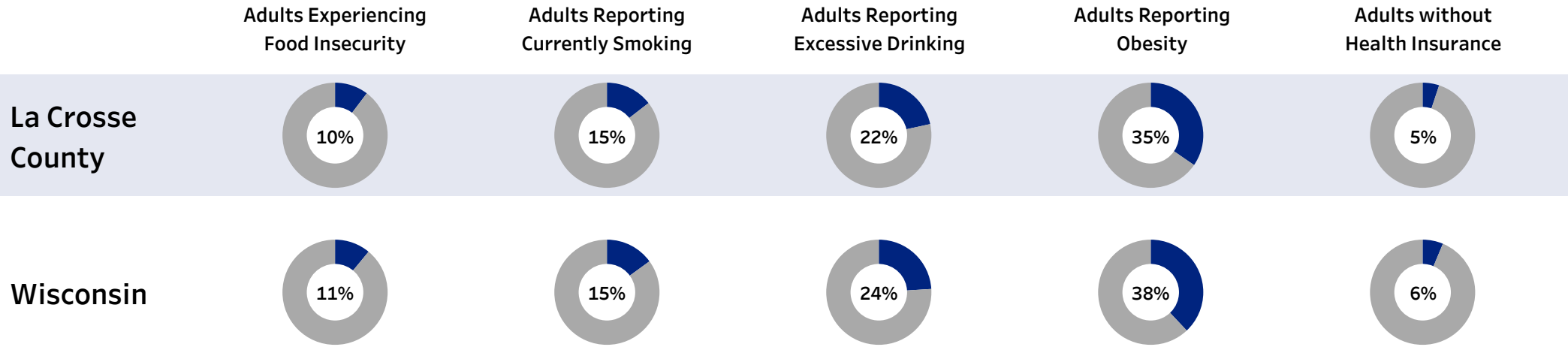
Burden of Cancer in La Crosse County

Estimated annual average number of cases and deaths (2018-2022)

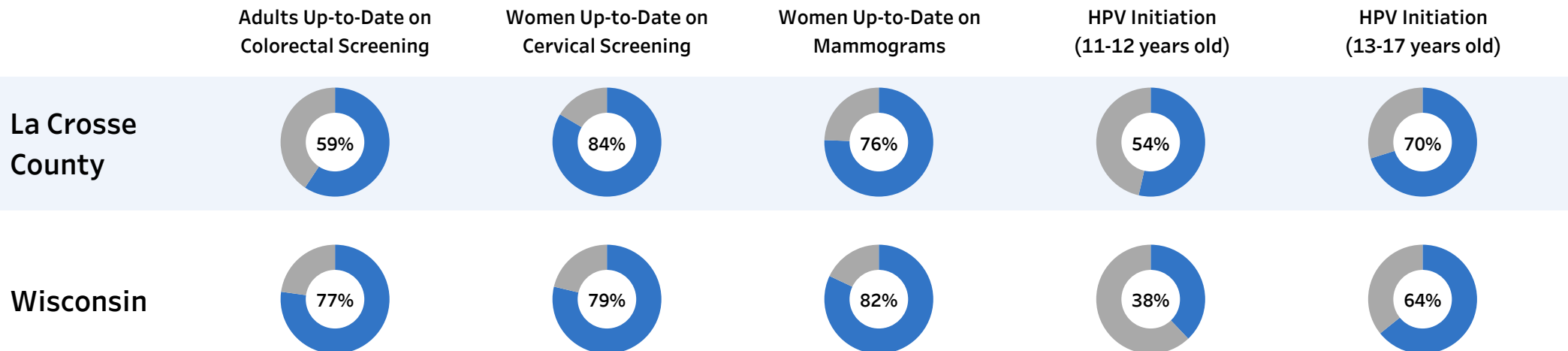
Site	Annual Cases	Annual Deaths
All Cancer Sites	679	216
Female Breast	103	13
Prostate	90	13
Lung	83	48
Melanoma of the Skin	48	4
Colorectal	42	16
Bladder	30	8
Non-Hodgkin Lymphoma	30	9
Kidney	24	7
Leukemia	24	11
Pancreatic	18	14

* values are suppressed due to low counts

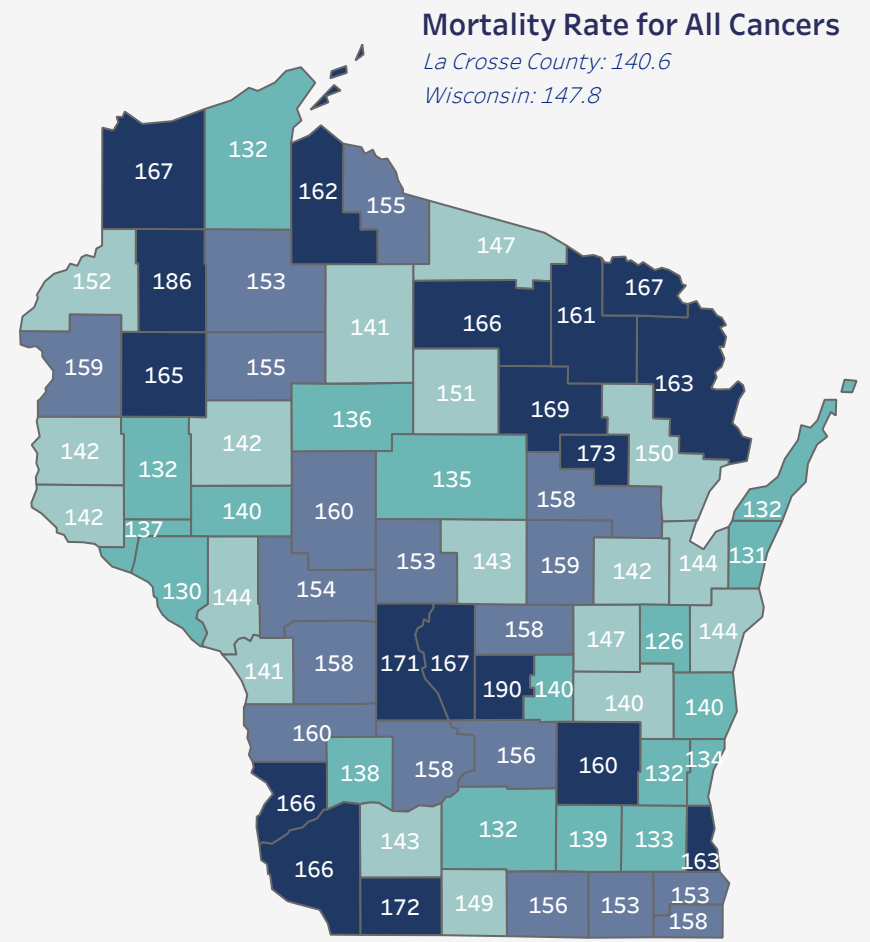
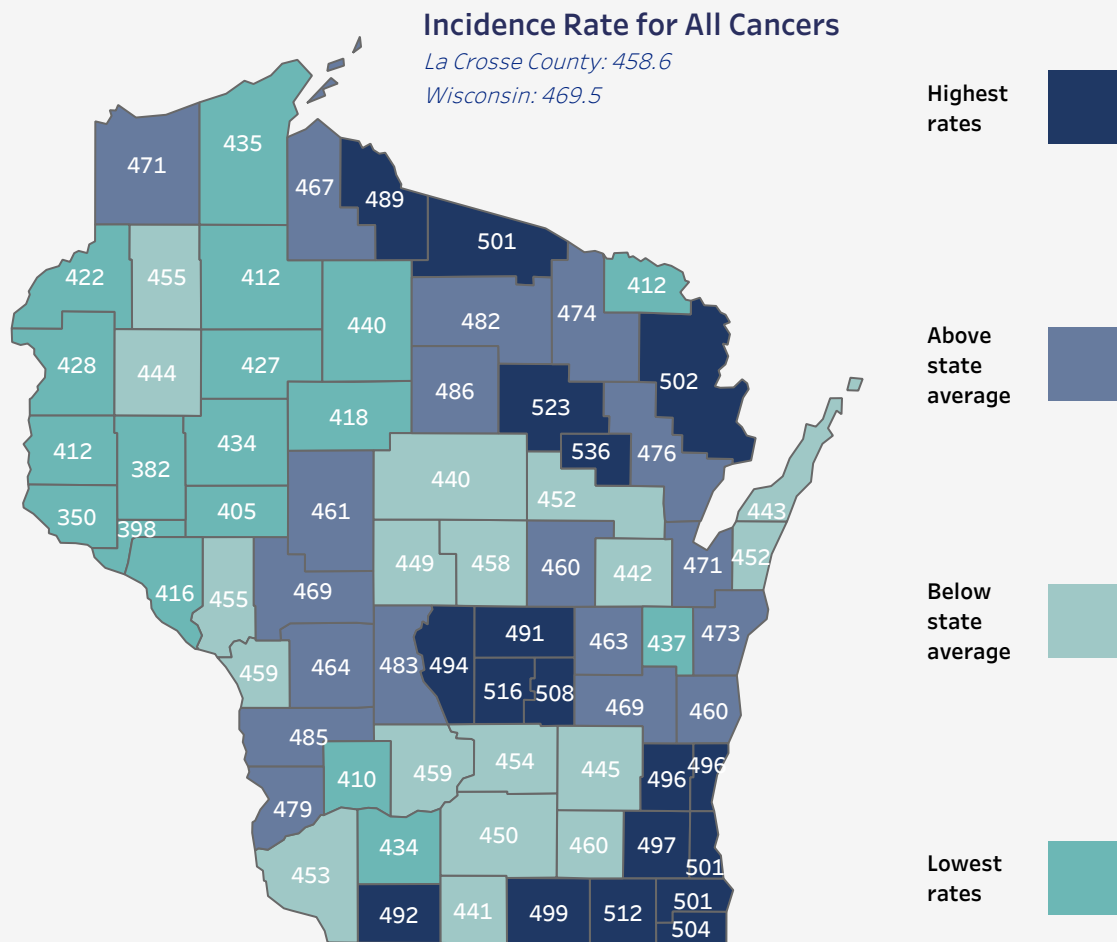
Cancer Risk Factors



Screening and Protective Factors



5 year annual averages per 100,000 persons, 2018-2022



Cancer Data Profile

		La Crosse County	Wisconsin	
Primary Care Access	Population per Primary Care Physician	717:1	1,251:1	Area Health Resource File/American Medical Association
	Population per Non-Physician Primary Care Providers	342:1	633:1	CMS, National Provider Identification
Built Environment	No Access to Exercise Opportunities (%)	17.5%	16.4%	ArcGIS Business Analyst; YMCA; Census TIGER/Line Shapefiles
	Access to Parks (%)	20.7%	55.8%	Census TIGER/Line Shapefiles
	Population per Alcohol Outlet License	396.9	345.0	WI DHS EPHT
	Crude Alcohol Outlet Density Rate per 500 persons	1.3	1.5	WI DHS EPHT
	Schools within 1,000 ft of licensed tobacco retailers (%)	27.8%	20.6%	WI DHS
Risk Factors	Adults Reporting Obesity (%)	34.6%	38.0%	Behavioral Risk Factor Surveillance System
	Adults Reporting Currently Smoking (%)	14.5%	15.0%	Behavioral Risk Factor Surveillance System
	Adults Reporting Excessive Drinking (%)	21.6%	24.0%	Behavioral Risk Factor Surveillance System
	Adults Experiencing Food Insecurity (%)	10.3%	11.0%	Map the Meal Gap
Screening	Adults aged 50-75 year up-to-date with colorectal cancer screening (%)	59.3%	77.2%	USCS (BRFSS 2022 for WI; BRFSS 2020 for counties)
	Women aged 21-65 years up-to-date with cervical cancer screening (%)	83.5%	78.7%	USCS (BRFSS 2022 for WI; BRFSS 2020 for counties)
	Women aged 50-74 years with Mammograms in previous 2 years (%)	75.6%	82.0%	USCS (BRFSS 2022 for WI; BRFSS 2020 for counties)
Vaccinations	Hep B Initiation 19-59 years old (%)	59.3%	50.4%	Wisconsin Immunization Registry
	Hep B Initiation 24 months old (%)	90.6%	90.5%	Wisconsin Immunization Registry
	HPV Initiation 11-12 years old (%)	53.6%	37.9%	Wisconsin Immunization Registry
	HPV Initiation 13-17 years old (%)	70.2%	64.2%	Wisconsin Immunization Registry
Demographics	Population	120,486	5,910,955	Census Population Estimates Program
	Population over 65 (%)	19%	19%	Census Population Estimates Program
	American Indian/Alaskan Native (%)	0.6%	1%	Census Population Estimates Program
	Asian (%)	5%	3%	Census Population Estimates Program
	Hispanic/Latino (%)	3%	8%	Census Population Estimates Program
	Native Hawaiian/Other Pacific Islander (%)	0.0%	0.1%	Census Population Estimates Program
	Non-Hispanic Black (%)	2%	6%	Census Population Estimates Program
	Non-Hispanic White (%)	88%	80%	Census Population Estimates Program
	Poverty Rate (%)	12%	11%	Census Bureau Small Area Income and Poverty Estimates
	Adults without Health Insurance (%)	5%	6%	Small Area Health Insurance Estimates
	Rural (%)	18%	33%	Decennial Census Demographic and Housing Characteristics File