

STATE SENATOR DISTRICT 32

LA CROSSE COUNTY

2016 General Election

SUMMARY STATEMENT OF THE BOARD OF CANVASSERS

The total number of votes cast for the **STATE SENATOR DISTRICT 32**

was **62,422**

of which

Dan Kapanke	received	28,974
Jennifer Shilling	received	31,951
Chip DeNure	received	1,497
SCATTERING	received	0


Certification of the Board of Canvassers

We, the undersigned, certify that we are the members of the Board of Canvassers for LA CROSSE County.


We certify that the attached tabular statement of Votes Cast and Summary Statement of the Board of Canvassers, canvassed and prepared by us, are correct and true as compiled from the original returns made to the LA CROSSE County Clerk.

BOARD OF CANVASSERS


(1)



(2)



(3)



(Date) Friday, December 02, 2016

**FOR INTERNAL USE ONLY - not to be used as WEC Certification
STATE SENATOR DISTRICT 32**

LA CROSSE COUNTY

2016 General Election

11/8/2016

Municipality	Reporting Unit	Kapank	Dan Shilling	Jennifer DeNure	Chip	ERING	SCATT
TOWN OF BANGOR	Ward 1	177	113	6	0	0	
TOWN OF BARRE	Ward 1-2	474	236	23	0	0	
TOWN OF BURNS	Ward 1	316	191	12	0	0	
TOWN OF CAMPBELL	Ward 1-6	1,214	1,185	63	0	0	
TOWN OF FARMINGTON	Ward 1-2	556	473	37	0	0	
TOWN OF GREENFIELD	Ward 1-2	602	547	20	0	0	
TOWN OF HAMILTON	Ward 1-5	862	546	19	0	0	
TOWN OF HOLLAND	Wards 1-6	1,359	953	49	0	0	
TOWN OF MEDARY	Ward 1-2	482	469	23	0	0	
TOWN OF ONALASKA	Ward 1-8	1,808	1,419	67	0	0	
TOWN OF SHELBY	Ward 1-4	927	845	43	0	0	
TOWN OF SHELBY	Ward 5-6	524	635	11	0	0	
TOWN OF WASHINGTON	Ward 1	165	144	9	0	0	
VILLAGE OF BANGOR	Wards 1-2	387	331	19	0	0	
VILLAGE OF HOLMEN	Wards 1-11	2,359	2,237	97	0	0	
VILLAGE OF ROCKLAND	Ward 1	170	124	11	0	0	
VILLAGE OF WEST SALEM	Wards 1-6	1,410	1,227	59	0	0	
CITY OF LA CROSSE	Ward 1	647	771	58	0	0	
CITY OF LA CROSSE	Ward 2	155	233	16	0	0	
CITY OF LA CROSSE	Ward 3	385	504	26	0	0	
CITY OF LA CROSSE	Ward 4	131	219	19	0	0	
CITY OF LA CROSSE	Ward 5	221	364	32	0	0	
CITY OF LA CROSSE	Ward 6	458	756	40	0	0	
CITY OF LA CROSSE	Ward 7	592	894	39	0	0	
CITY OF LA CROSSE	Ward 8	1,062	1,326	34	0	0	
CITY OF LA CROSSE	Ward 9	707	1,331	34	0	0	
CITY OF LA CROSSE	Ward 10	194	246	7	0	0	
CITY OF LA CROSSE	Ward 11	251	280	8	0	0	
CITY OF LA CROSSE	Ward 12	232	298	7	0	0	
CITY OF LA CROSSE	Ward 13	129	273	9	0	0	
CITY OF LA CROSSE	Ward 14	225	424	30	0	0	
CITY OF LA CROSSE	Ward 15	174	315	18	0	0	
CITY OF LA CROSSE	Ward 16	297	487	31	0	0	
CITY OF LA CROSSE	Ward 17	98	205	19	0	0	
CITY OF LA CROSSE	Ward 18	153	257	20	0	0	
CITY OF LA CROSSE	Ward 19	152	274	14	0	0	
CITY OF LA CROSSE	Ward 20	265	471	31	0	0	
CITY OF LA CROSSE	Ward 21	730	1,167	45	0	0	

FOR INTERNAL USE ONLY - not to be used as WEC Certification

CITY OF LA CROSSE	Ward 22	400	709	46	0
CITY OF LA CROSSE	Ward 23	143	262	15	0
CITY OF LA CROSSE	Ward 24	387	632	26	0
CITY OF LA CROSSE	Ward 25	298	387	20	0
CITY OF LA CROSSE	Ward 26	578	806	45	0
CITY OF LA CROSSE	Ward 27	258	440	20	0
CITY OF LA CROSSE	Ward 28	225	367	9	0
CITY OF LA CROSSE	Ward 29	633	894	42	0
CITY OF LA CROSSE	Ward 30	0	0	0	0
CITY OF LA CROSSE	Ward 31	0	0	0	0
CITY OF LA CROSSE	Ward 32	0	0	0	0
CITY OF LA CROSSE	Ward 33	0	0	0	0
CITY OF LA CROSSE	Ward 34	0	0	0	0
CITY OF ONALASKA	Ward 1-4	1,677	1,547	46	0
CITY OF ONALASKA	Ward 5-8	1,404	1,525	70	0
CITY OF ONALASKA	Ward 9-12	1,921	1,612	53	0
Total		28,974	31,951	1,497	0