



RESOLUTION # _____

TO: HONORABLE MEMBERS OF THE LA CROSSE COUNTY BOARD OF SUPERVISORS

ITEM # 38/5

BOARD ACTION

Adopted: _____
For: _____
Against: _____
Abs/Excd: _____
Vote Req: _____
Other Action: _____

LEGISLATIVE COMMITTEE ACTION

Failed: 5-5-08
Adopted: _____
For: 3
Against: 3
Abs/Excd: _____

HEALTH & HUMAN SERVICES BOARD COMMITTEE ACTION

Adopted: 5-6-08
For: 6
Against: 1
Abs/Excd: 2

RE: SUPPORT INCREASE IN STATE TAX ON ALCOHOL FOR ALCOHOL TREATMENT AND PREVENTION

WHEREAS, Wisconsin has the highest adult binge-drinking rate and the second highest college binge-drinking rate in the Nation; and,

WHEREAS, alcohol and drug abuse is the 4th leading cause of death in Wisconsin, behind heart disease, cancer, and stroke; and,

WHEREAS, each Wisconsin resident pays \$1.82 a year in beer taxes but pays \$18.64 in alcohol treatment costs, \$154 in alcohol-related healthcare costs, and \$500 in alcohol-related criminal justice and societal costs; and,

WHEREAS, Wisconsin has the 3rd lowest beer tax in the nation; and,

WHEREAS, the Wisconsin Public Health Council that was appointed by the Governor recommends that there be an increase in the alcohol tax to offset some of the alcohol related health expenses.

NOW THEREFORE BE IT RESOLVED, that the La Crosse County Board hereby encourages Governor James Doyle, Senator Dan Kapanke, and State Representatives Michael Huebsch and Jennifer Shilling and the Wisconsin Counties Association to support an increase in Wisconsin alcohol tax to be used to offset alcohol related health and law enforcement expenses, and directs the County Clerk to send a copy of this resolution to each of said state officials.

FISCAL NOTE: There would be no direct cost to the La Crosse County.

Date: _____

LEGISLATIVE COMMITTEE CHAIR

Date: _____

Failed on 3 to 3 tie vote

RECORDING CLERK

Date: 5-5-08

[Signature]

HEALTH & HUMAN SERVICES BOARD

Date: 5-6-08

[Signature]

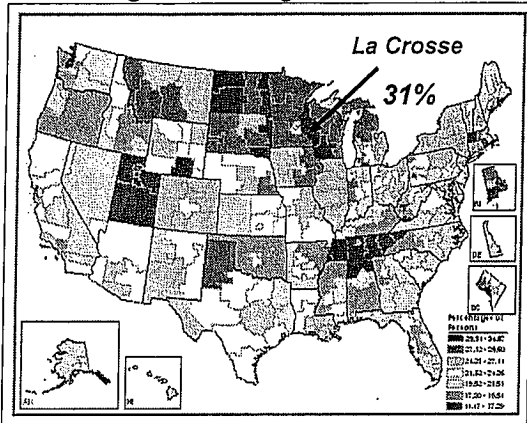
RECORDING CLERK

	Approved	Not Approved	Reviewed Only
Co. Admin.	_____	_____	<u>SO</u>
Fin. Director	_____	_____	<u>GI</u>
Corp. Counsel	_____	_____	_____

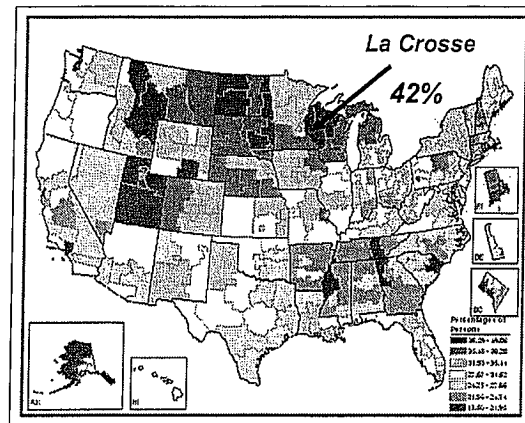
Requested By: Doug Mormann
Date Requested: April 21, 2008
Drafted By: Corporation Counsel

Adopted by the La Crosse County Board This _____ Day of _____, 2008.

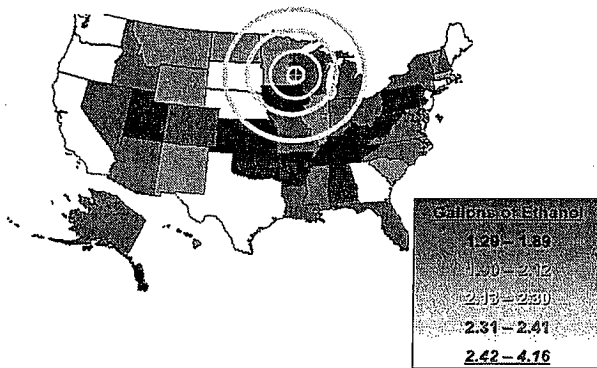
BINGE Alcohol Use in Past Month among Persons Aged 12 or Older



Alcohol Use in Past Month among Persons Aged 12 to 20

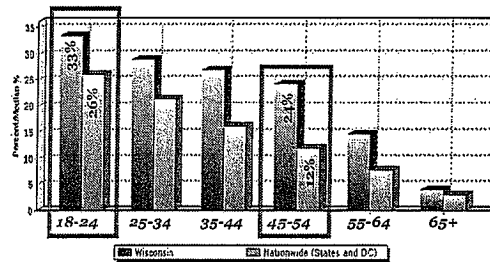


Per Capita Alcohol Consumption in Gallons of Ethanol for Population 14 years & Older by State



5 or more drinks on 1 occasion Wisconsin v. Nationwide (States & DC)

Response: Yes



Wisconsin has a serious alcohol problem

- We lead the nation in moderate to heavy alcohol consumption among pregnant women
- We have the highest adult binge-drinking rate
- We have the second highest college student binge-drinking rate
- We have the highest underage drinking rate in the country (39.5% between ages 12-20 over a month period)
- We rank 48th worst in the nation in alcohol-related per capita health care expenses
- In Wisconsin, alcohol and drug abuse is the 4th leading cause of death, behind heart disease, cancer and stroke

Report on the Findings of the Needs Assessment: Deliverable #3, FASD Prevention Initiative: Wisconsin Department of Health and Family Services, May 13, 2005

"Wisconsin leads in binge drinking," The Chicago Tribune, Associated Press, February 23, 2005, citing a 2005 Harvard School of Public Health and the U.S. Centers for Disease Control and Prevention study

U.S. Substance Abuse and Mental Health Services Administration, 2007

Factbook on State Beer Taxes, Center for Science in the Public Interest: Alcohol Policies Project, July 2004

2001 Wisconsin Alcohol Traffic Facts Book, Wisconsin Department of Transportation

We drink and drive ... and die

- We are tied for 2nd (with Delaware) for the highest percentage of driver fatalities in which blood alcohol concentrations exceed .08
- Only Montana is worse
- We are tied for 5th for the highest percentage of driver fatalities in which blood alcohol concentrations exceed .01

Traffic Safety Facts 2005 Data: Alcohol, NHTSA's National Center for Statistics and Analysis, Washington, DC

Alcohol is increasingly tied to child abuse and domestic violence

- Adult alcohol abuse contributes to **50%** of reported instances of marital violence and **35% to 70%** of child abuse cases
- Another study shows that the percentage of batterers who are under the influence of alcohol when they assault their partners ranges from **48% to 87%**, with most research indicating a **60% to 70%** rate of alcohol abuse
- **92%** of domestic abuse assailants reported use of alcohol or other drugs on the day of the assault
- An estimated **480,000** children are mistreated each year by a caretaker with alcohol or other drug problems

*Adger H J; "Problems of alcohol and other drug use and abuse in adolescents," *J Adolesc Health* 1991; 12:606-613
 •"The Relationship Between Parental Alcohol or Other Drug Problems & Child Maltreatment," National Committee to Prevent Child Abuse (312) 663-3520
 •Roberts, A. R. (1987). Psychosocial characteristics of batterers: A study of 234 men charged with domestic violence offenses. *Journal of Family Violence*, 2(1), 81-93.
 •Bijur, P.E., H. Kurzon, M.D. Overpeck, and P.C. Scheidt. 1992. "Parental alcohol use, problem drinking and child injuries," *Journal of the American Medical Association* 25:3166-3171
 •"Collaboration, coordination and cooperation: helping children affected by parental addiction and family violence. New York: Children of Alcoholics Foundation," Children of Alcoholics Foundation, Inc. 1996

How much beer does Wisconsin consume?

- Wisconsin ranks **4th** highest per-capita for alcohol consumption from beer
- The average Wisconsinite consumes **1.52** gallons of pure ethanol annually from beer
- Only Nevada, New Hampshire, and Montana rank higher
- Wisconsin ranks **3rd** highest per-capita for alcohol consumption from all alcoholic beverages
- Beaten only by Nevada and New Hampshire

National Institute on Alcohol Abuse and Alcoholism, Surveillance Report #78: Apparent Per Capita Alcohol Consumption: National, State, and Regional Trends, 1977-2004, August 2006

Beer tax revenue has dwindled

- The state beer tax has not been raised since 1969 – the year that Neil Armstrong walked on the Moon
- It has lost **82%** of its value due to inflation
- If adjusted for inflation, beer would be taxed at over \$10 a barrel, instead of \$2 currently

Wisconsin's beer tax in context

- Wisconsin has the third lowest beer tax in the nation (6.5¢ per gallon)
(headquarters of Miller Brewing Co.)
- Second Lowest: Missouri (6.0¢ per gallon)
(headquarters of Anheuser-Busch)
- Lowest: Wyoming (1.9¢ per gallon)

Wisconsin Legislative Fiscal Bureau, Informational Paper #8: Alcohol and Tobacco Taxes, January 2007

Our neighboring states charge two to three times more

- Illinois: 19¢ per gallon
- Minnesota: 15¢
- Indiana: 12¢
- Michigan: 20¢

Wisconsin Legislative Fiscal Bureau, Informational Paper #8: Alcohol and Tobacco Taxes, January 2007

Price control/tax

- Many studies have clearly established that increases in alcohol taxes and increases in the retail price of alcoholic beverages are associated with:
 - Decreases in alcohol consumption
 - Decreases in alcohol-related traffic crashes
 - Decreases in violent crime
- Youth are especially sensitive to changes in price, which means that when prices rise, there are greater reductions in consumption and alcohol-related problems among youth than the general adult population. Toomay 1999, Chaloupka 1993, Grossman, 1994.